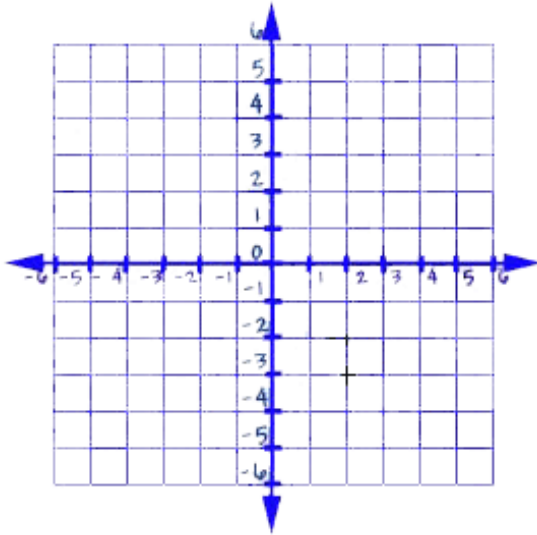


Name \_\_\_\_\_ Period \_\_\_\_\_ Date \_\_\_\_\_

### Tables and Linear Graphs 2

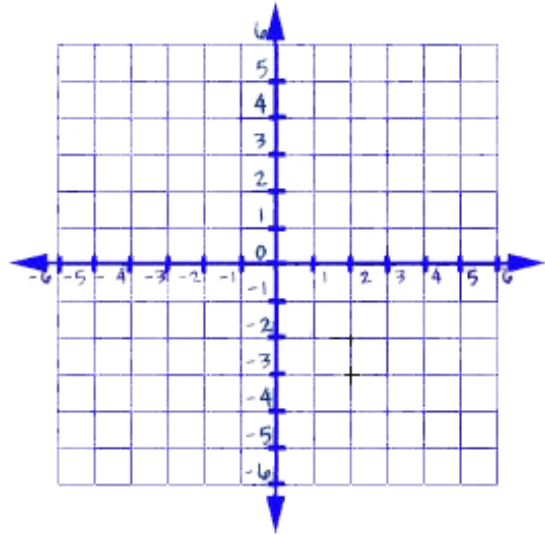
1.

x	-2	0	2	4
$y = 3 - x$				



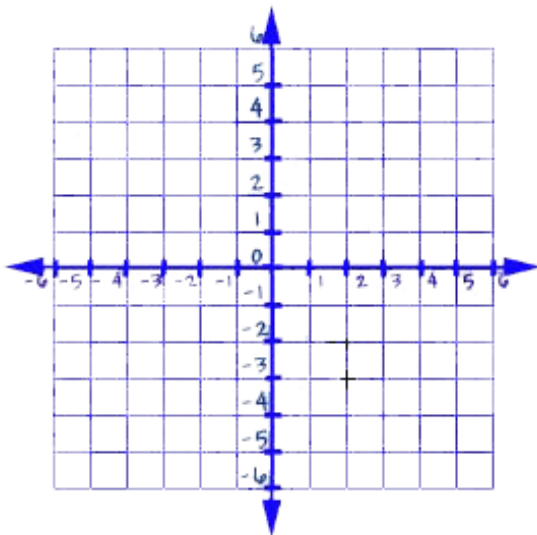
2.

x	-2	0	2	4
$y = x + 2$				



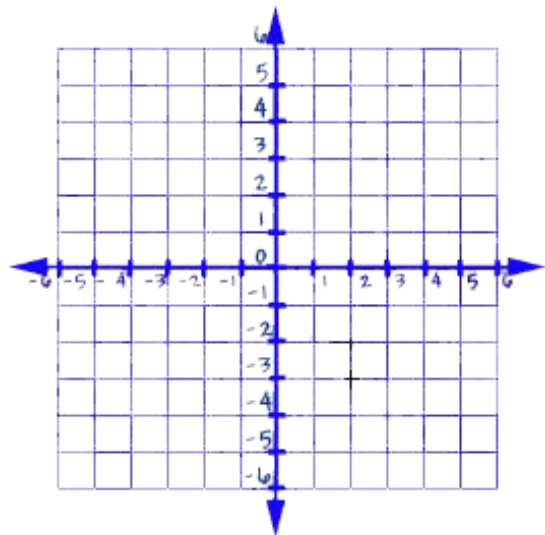
3.

x	-2	0	2	4
$y = -2 + x$				



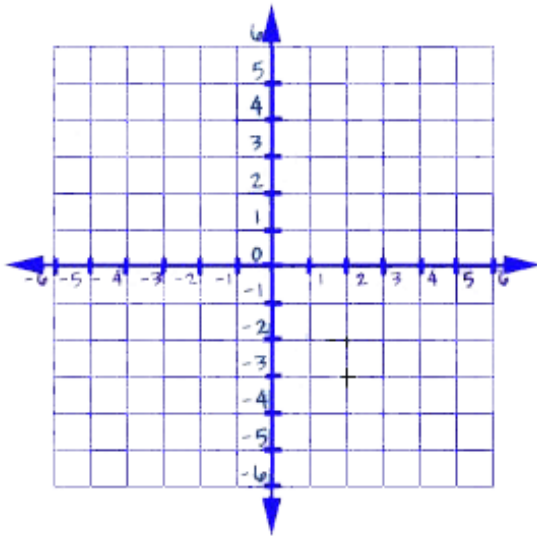
4.

x	-2	0	2	4
$y = 2 - x$				



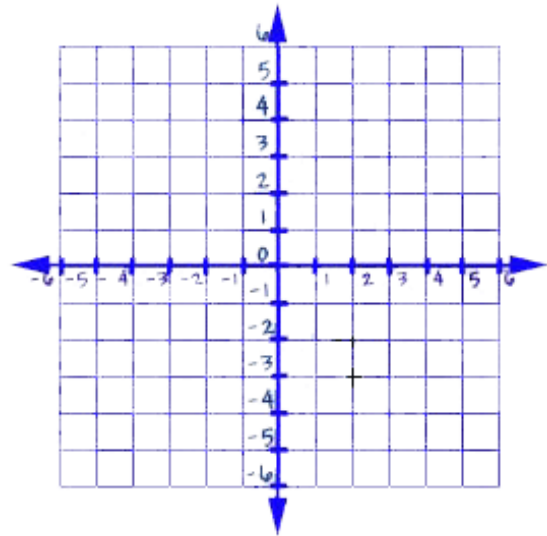
5.

x	-2	0	2	4
$y = 3 - x$				



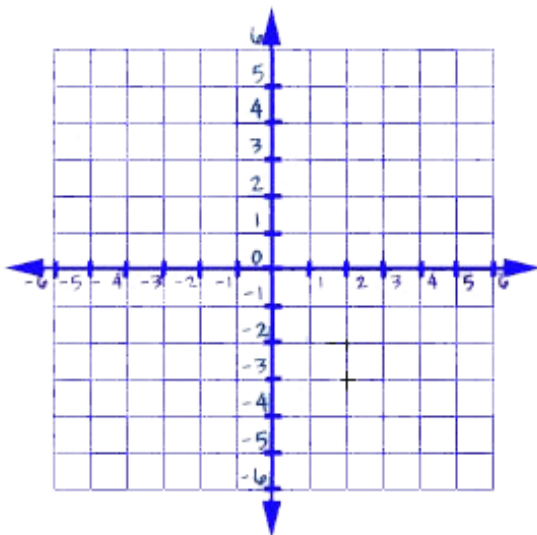
6.

x	-2	0	2	4
$y = x + 1$				



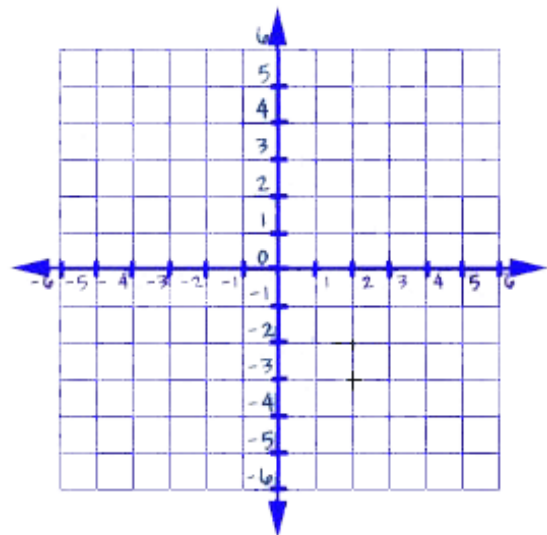
7.

x	-2	0	2	4
$y = -1 + x$				



8.

x	-2	0	2	4
$y = -4 + x$				

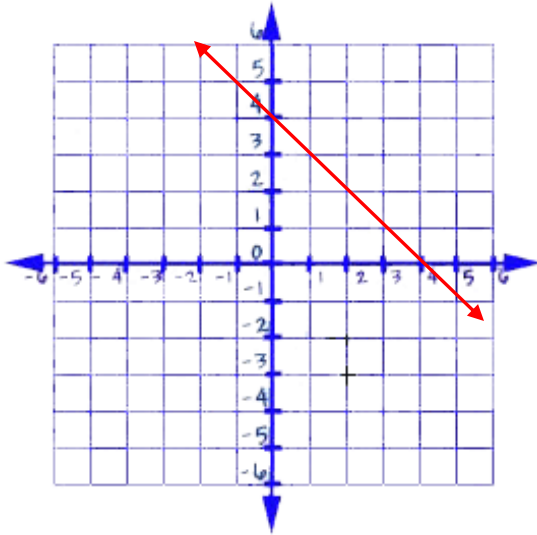


Name ANSWER KEY Period \_\_\_\_\_ Date \_\_\_\_\_

### Tables and Linear Graphs 2

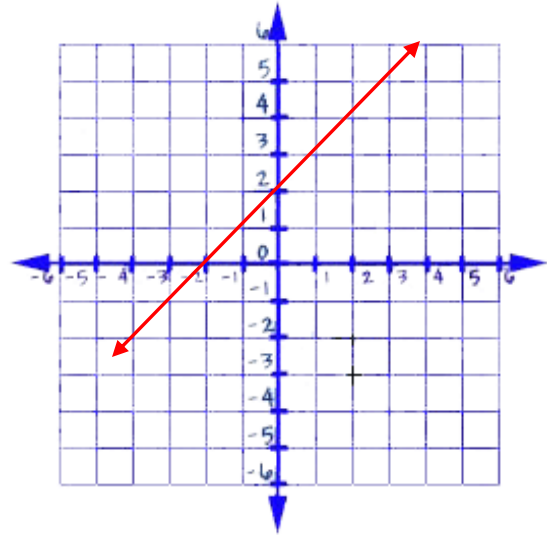
1.

x	-2	0	2	4
$y = 4 - x$	<b>6</b>	<b>4</b>	<b>2</b>	<b>0</b>



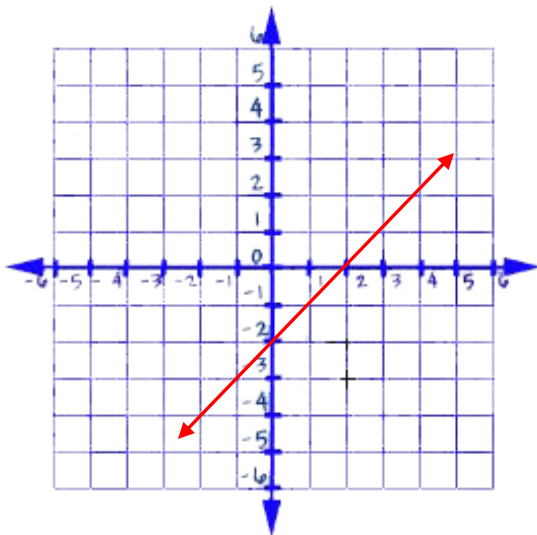
2.

x	-2	0	2	4
$y = x + 2$	<b>0</b>	<b>2</b>	<b>4</b>	<b>6</b>



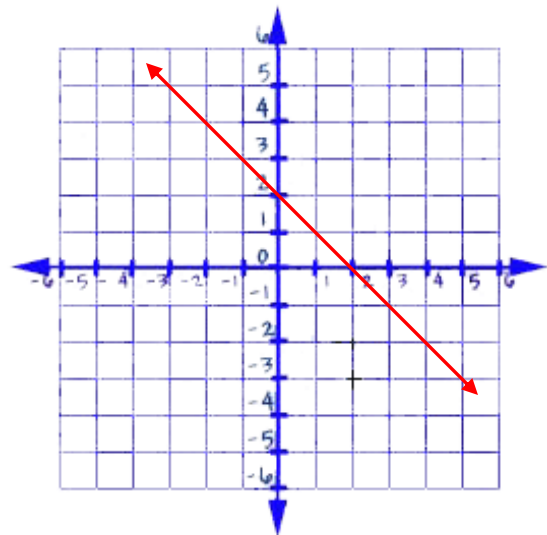
3.

x	-2	0	2	4
$y = -2 + x$	<b>-4</b>	<b>-2</b>	<b>0</b>	<b>2</b>



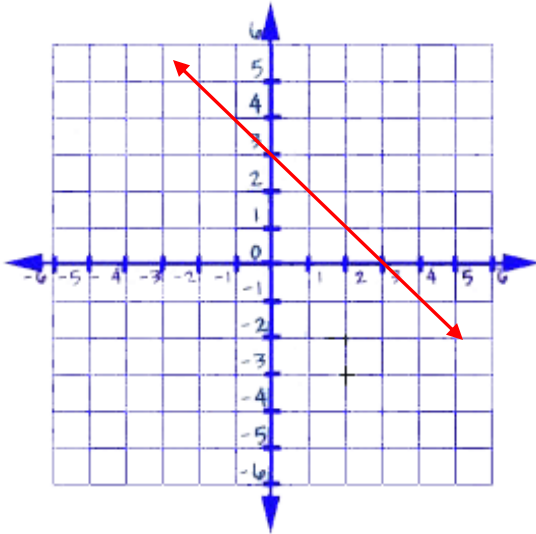
4.

x	-2	0	2	4
$y = 2 - x$	<b>4</b>	<b>2</b>	<b>0</b>	<b>-2</b>



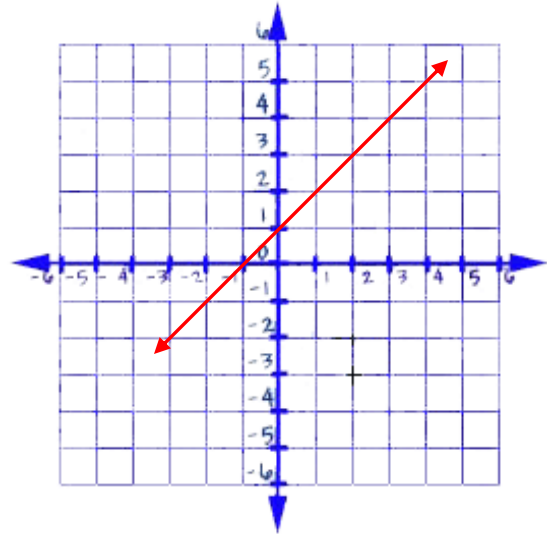
5.

x	-2	0	2	4
$y = 3 - x$	<b>5</b>	<b>3</b>	<b>1</b>	<b>-1</b>



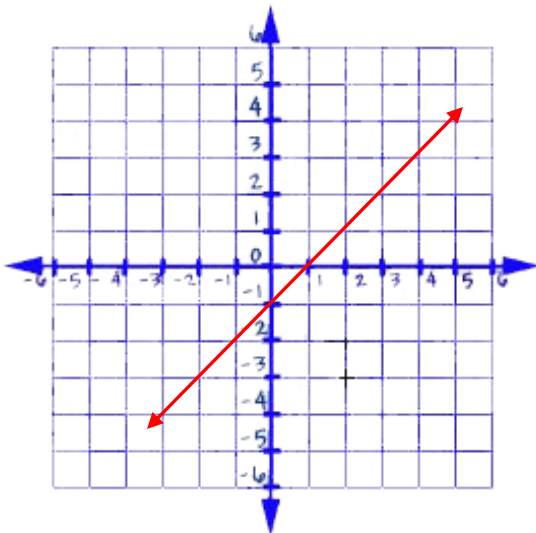
6.

x	-2	0	2	4
$y = x + 1$	<b>-1</b>	<b>1</b>	<b>3</b>	<b>5</b>



7.

x	-2	0	2	4
$y = -1 + x$	<b>-3</b>	<b>-1</b>	<b>1</b>	<b>3</b>



8.

x	-2	0	2	4
$y = -4 + x$	<b>-6</b>	<b>-4</b>	<b>-2</b>	<b>0</b>

