

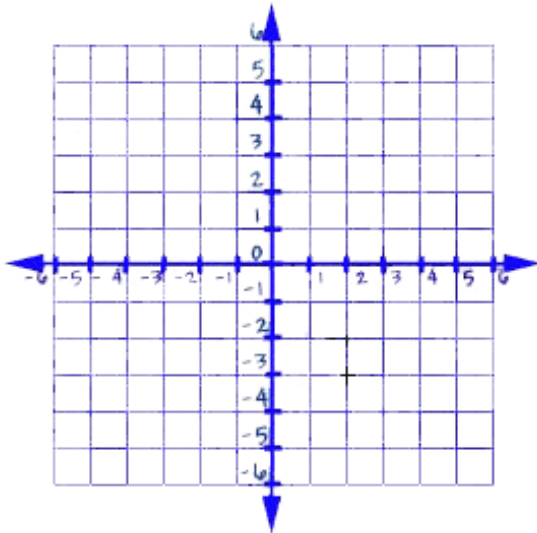
Name _____ Period _____ Date _____

Tables and xy-Coordinates

Fill in the table and graph the results.

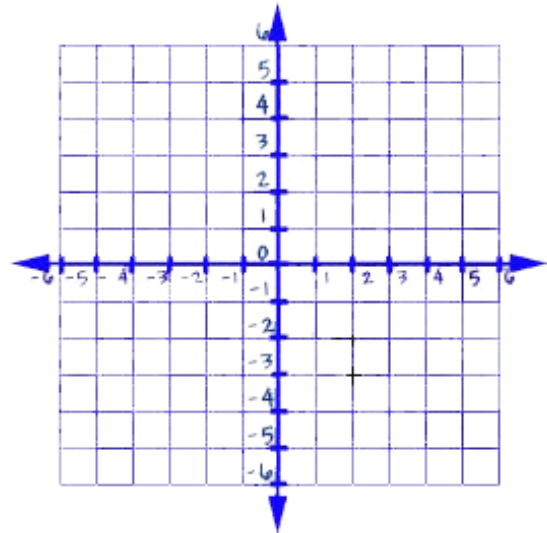
1.

x	1	2	3	4
$y = 2x - 3$				



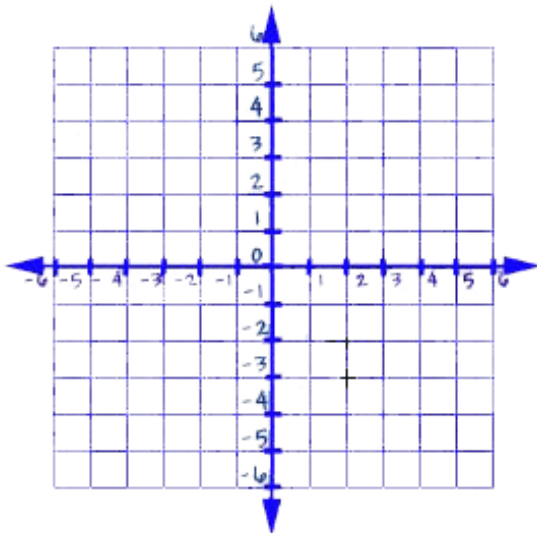
2.

x	1	2	3	4
$y = x + 2$				



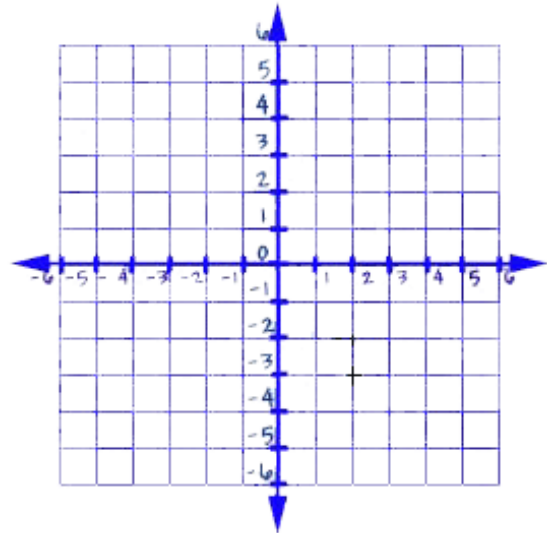
3.

x	1	2	3	4
$y = 2 - x$				



4.

x	1	2	3	4
$y = 5 - x$				



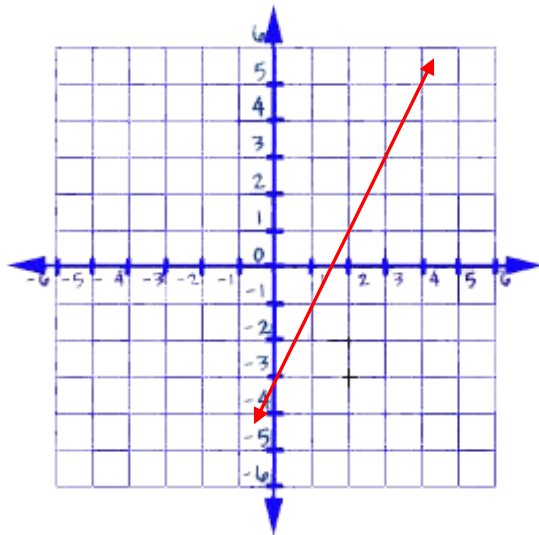
Name ANSWER KEY Period _____ Date _____

Tables and xy-Coordinates

Fill in the table and graph the results.

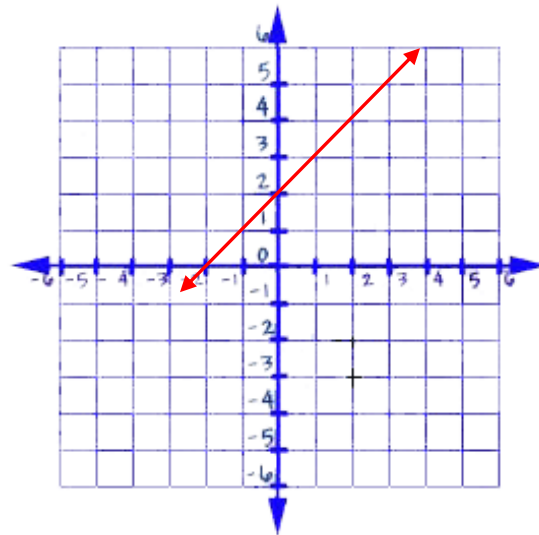
1.

x	1	2	3	4
$y = 2x - 3$	-1	1	3	5



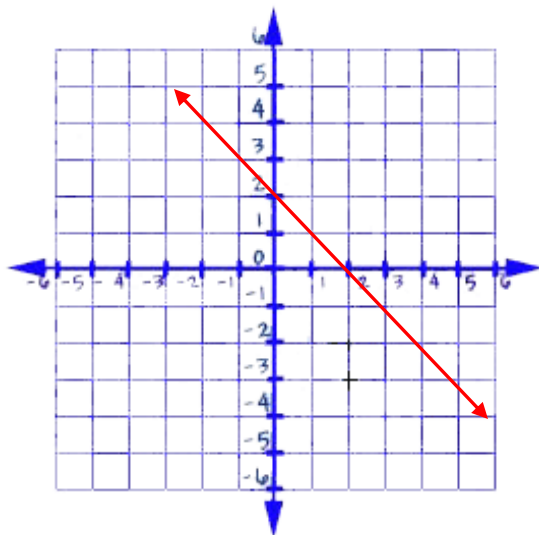
2.

x	1	2	3	4
$y = x + 2$	3	4	5	6



3.

x	1	2	3	4
$y = 2 - x$	1	0	-1	-2



4.

x	1	2	3	4
$y = 5 - x$	4	3	2	1

